

# A brief outline of the characteristics and development of the Greek ENGOS

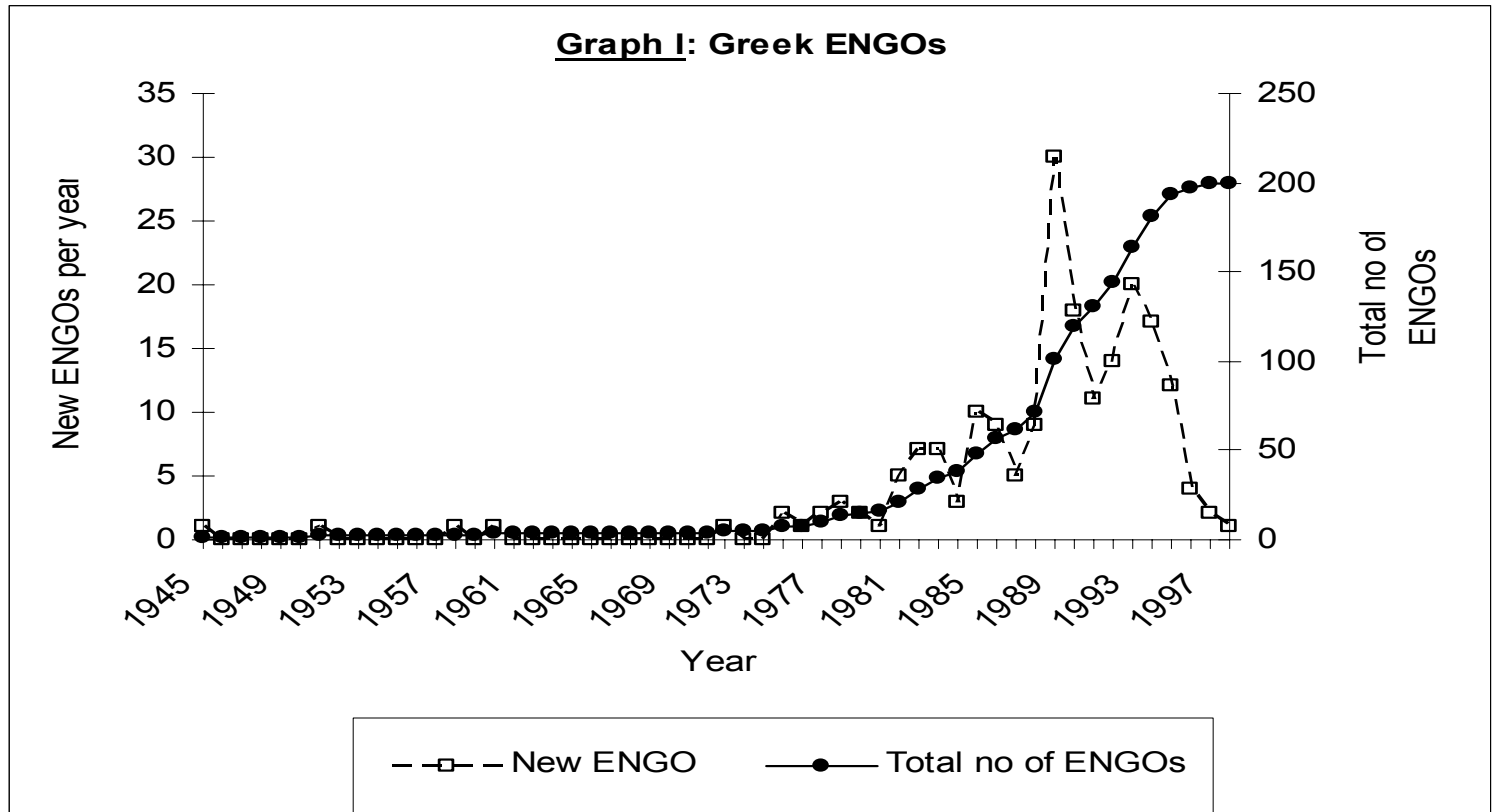
---

By:

Iosif Botetzagias, PhD

*Keele University*

# Creation rate of ENGOS





# ENGOS characteristics

---

- 70% has less than 200 members
- 65% has no assets
- 64% has one or none volunteer worker
- 80% has no paid employee
- 53% gets 75-100% of its income from its members
- 50% does not have PC

(Data refers to 1996)

# Thematic Areas of Interest (1998)

## ***Percentage of ENGOs expressing interest in:***

|                                |      |
|--------------------------------|------|
| Public Awareness               | 56.4 |
| Protection of the Environment  | 53.8 |
| Ecosystems Protection          | 29.7 |
| Wildlife Protection            | 23.1 |
| Protection/Rehab. Of Landscape | 20.0 |
| Sustainable Resources' Use     | 18.5 |
| Waste Management               | 16.4 |

# External Information Sources (1996)

| <b><i>Percentage of ENGOS naming as source:</i></b> |      |
|---|------|
| Citizens/Locals                                     | 44.7 |
| Media (TV, radio, newspapers)                       | 44.6 |
| Research Institutes/Academia                        | 30.8 |
| Scientific/Specialised Journals & Magaz.            | 17.9 |
| State Agencies                                      | 16.4 |
| Local Government                                    | 14.4 |
| Ministries (Not Environment/Agriculture)            | 11.3 |

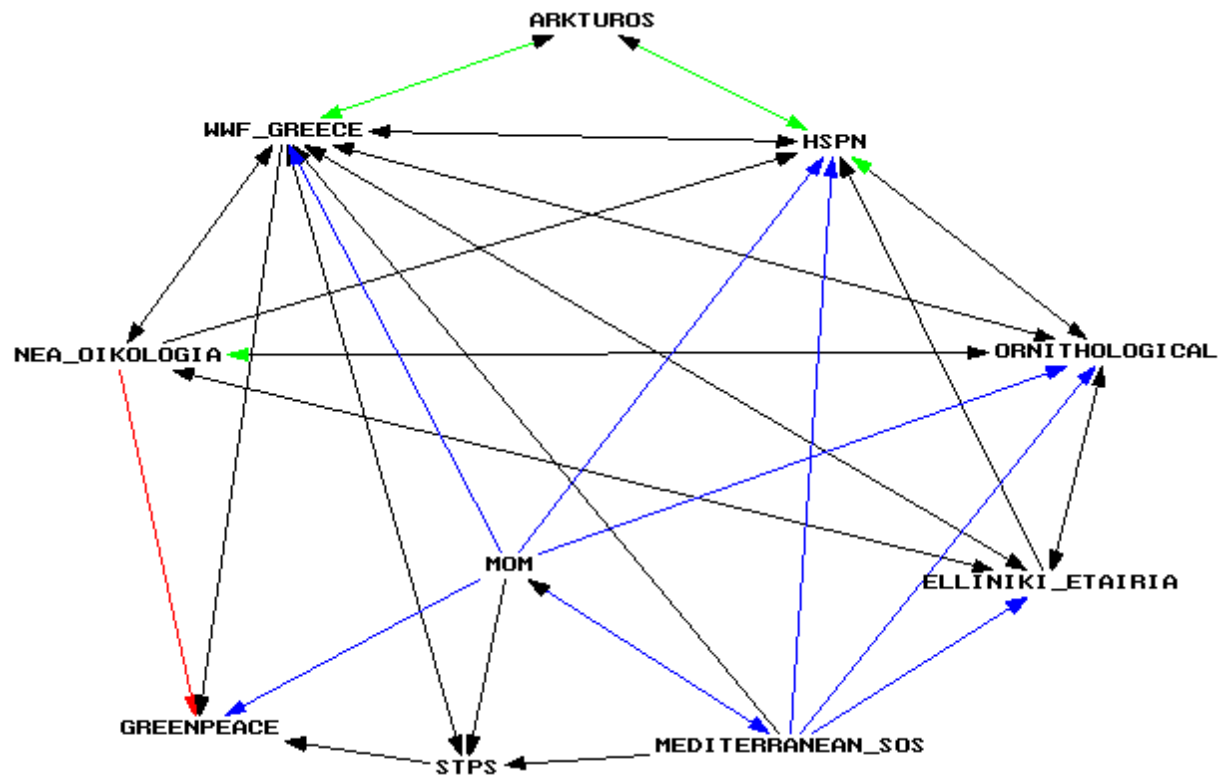
# From attribute to network properties



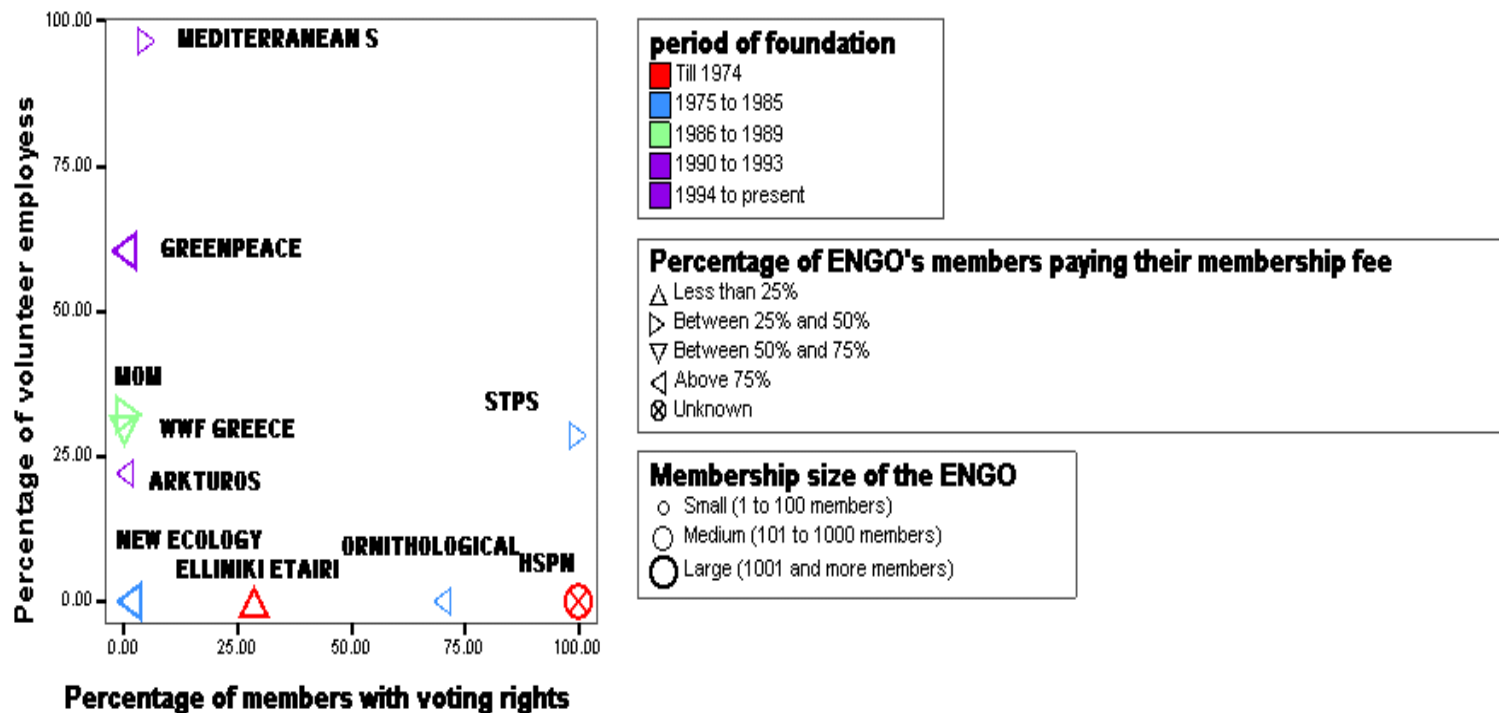
---

- The concept of network
- Causal model for centrality (*indegree*)
- Combining *indegree* and *outdegree*
- Identification of core ENGOs

# Core Greek ENGOS



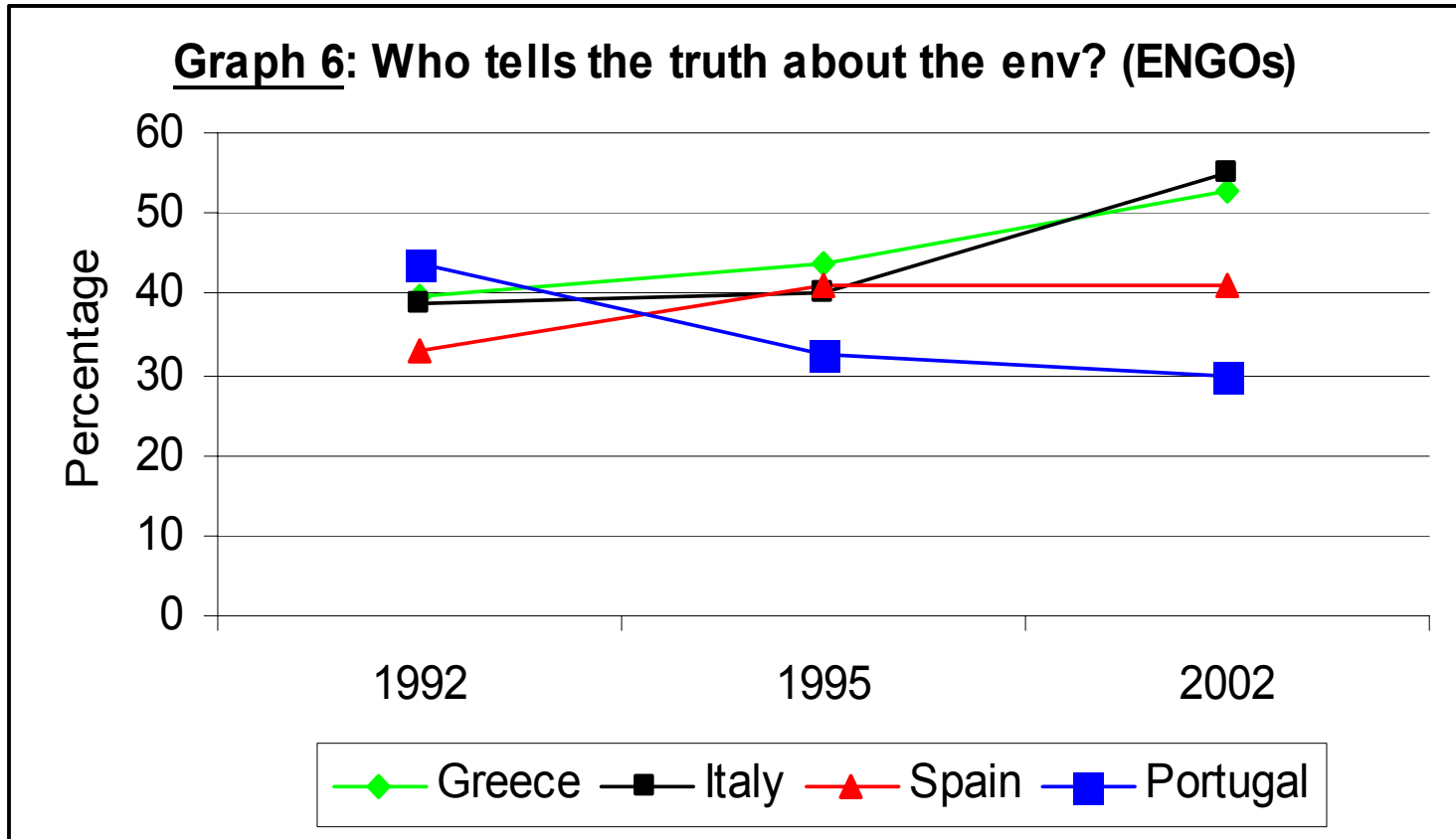
# Characteristics of core ENGOS





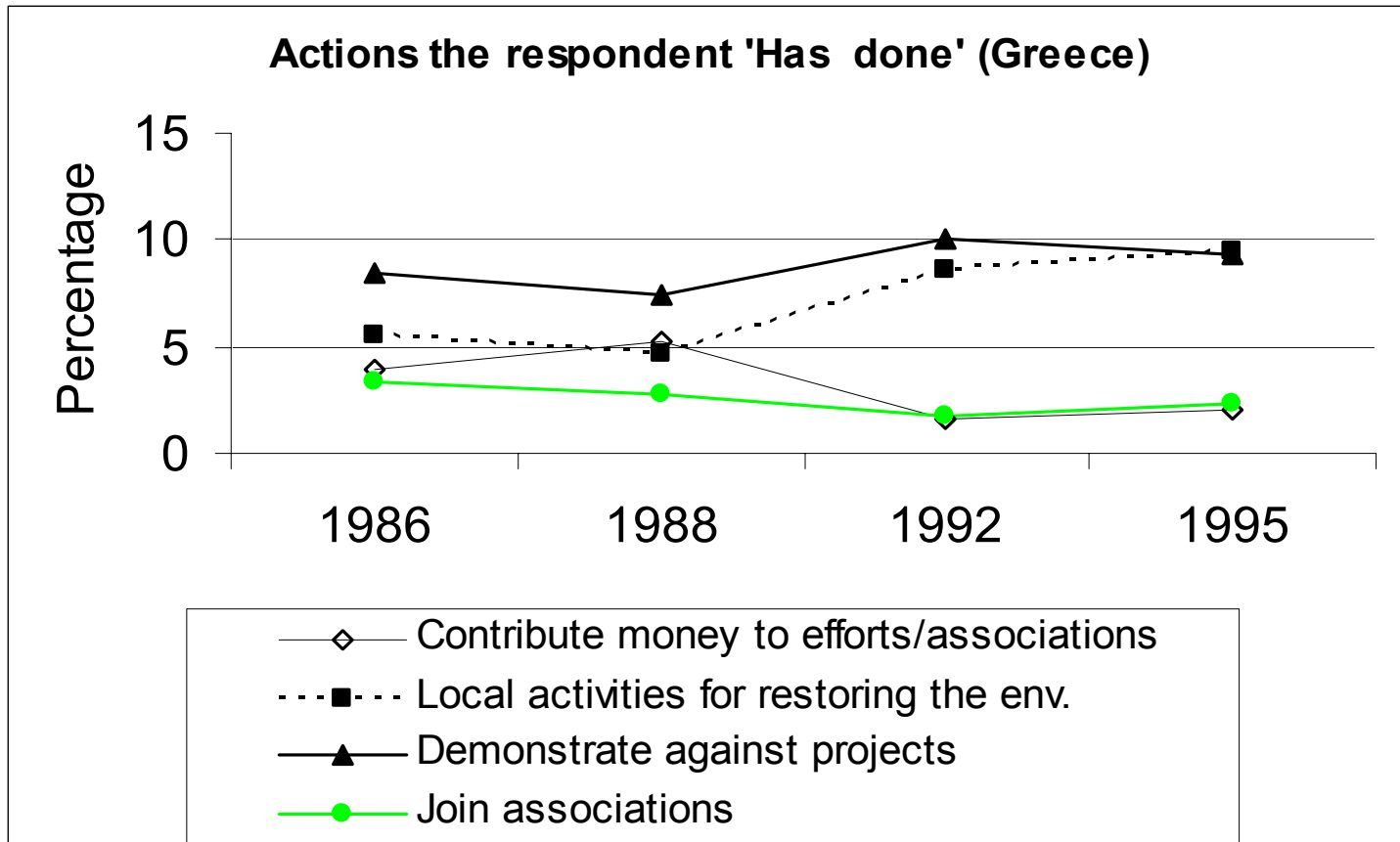
# ENGOS and the public:

## I. Who tells the truth? (Southern EU countries)



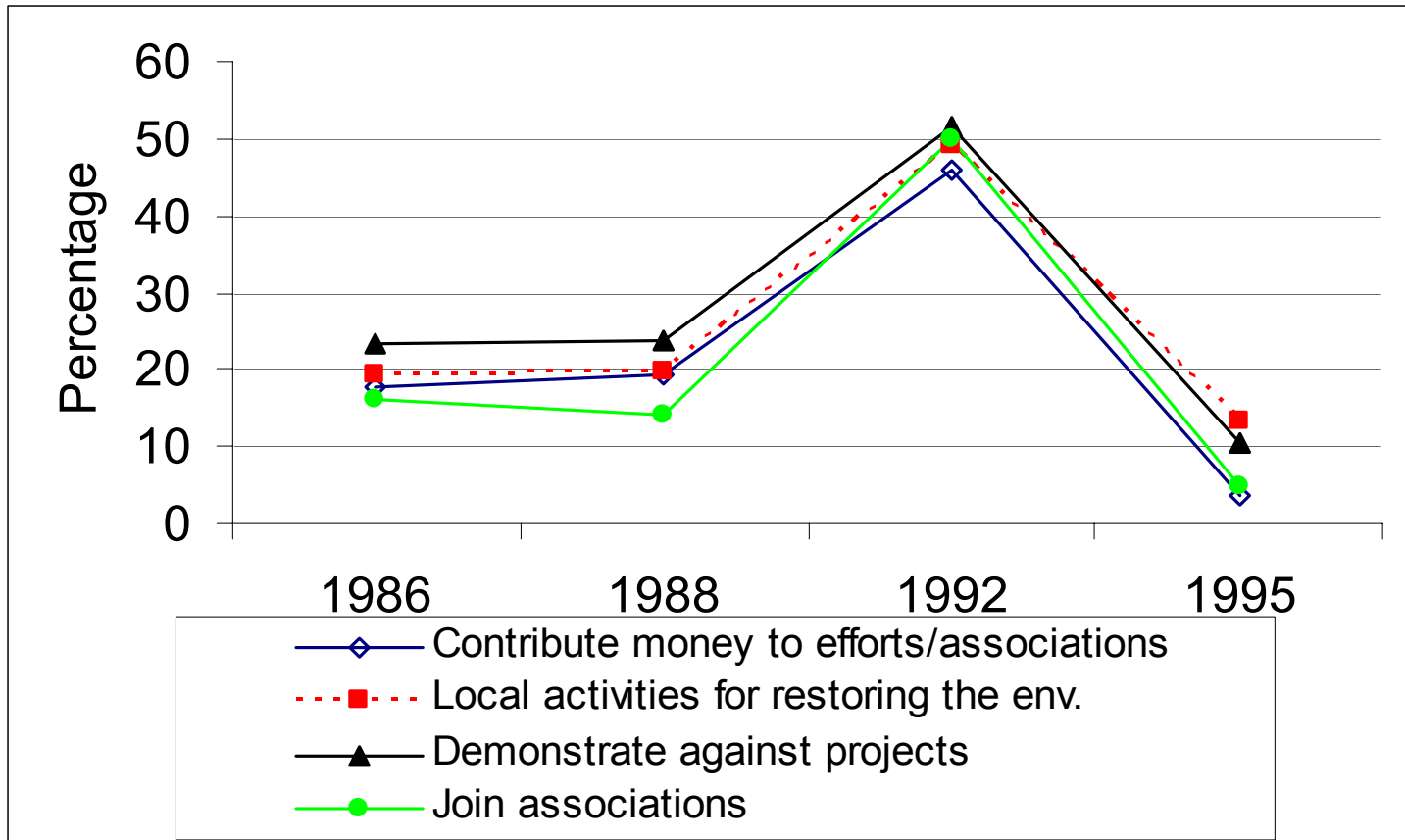
# ENGOS and the public:

## II. Past actions (Greece)



# ENGOS and the public:

## III. Future actions (Greece)





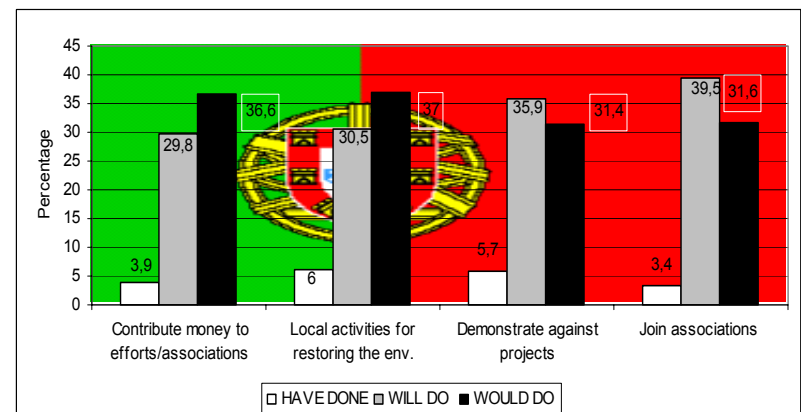
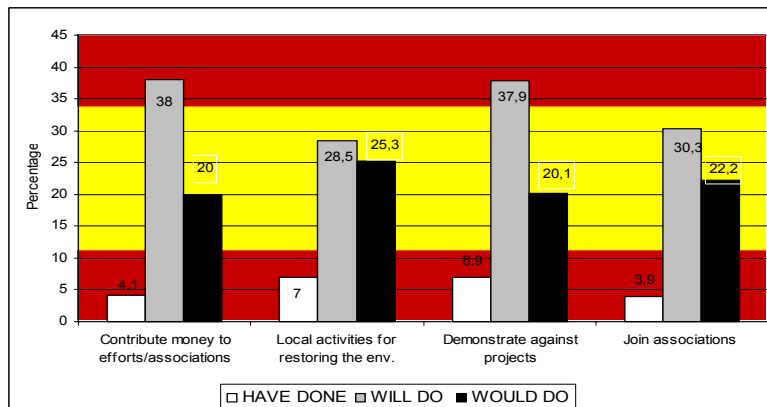
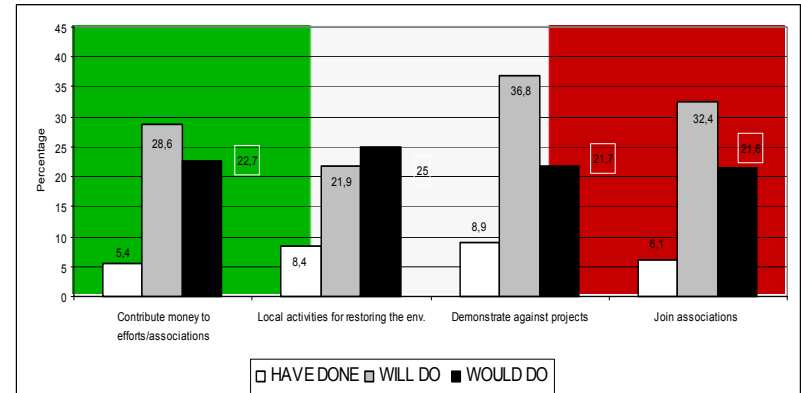
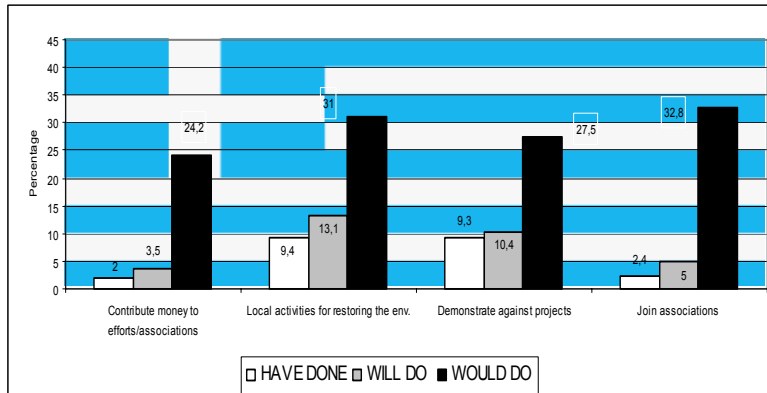
# Summary Slide

---

- ENGOS and the public:  
IV. Southern EU countries (1995)

# ENGOS and the public:

## IV. Southern EU countries (1995)



# ENGOS and the public:

## V. A way out of the conundrum?

| <b><i>Trust/Distrust percentage differences<br/>(NGOs)</i></b> |              |                 |                   |
|--|--------------|-----------------|-------------------|
| <i>Country</i>   | <i>Trust</i> | <i>Distrust</i> | <i>Difference</i> |
| Greece   | 48           | 39              | +9                |
| Italy  | 38           | 31              | +9                |
| Spain  | 66           | 21              | +45               |
| Portugal   | 45           | 25              | +20               |



# The ENGO practice so far

---

- Very loose network/minimal alliance building
- Failing to win over the public
- Over-reliance on judicial procedures
- Over-reliance on EU funding

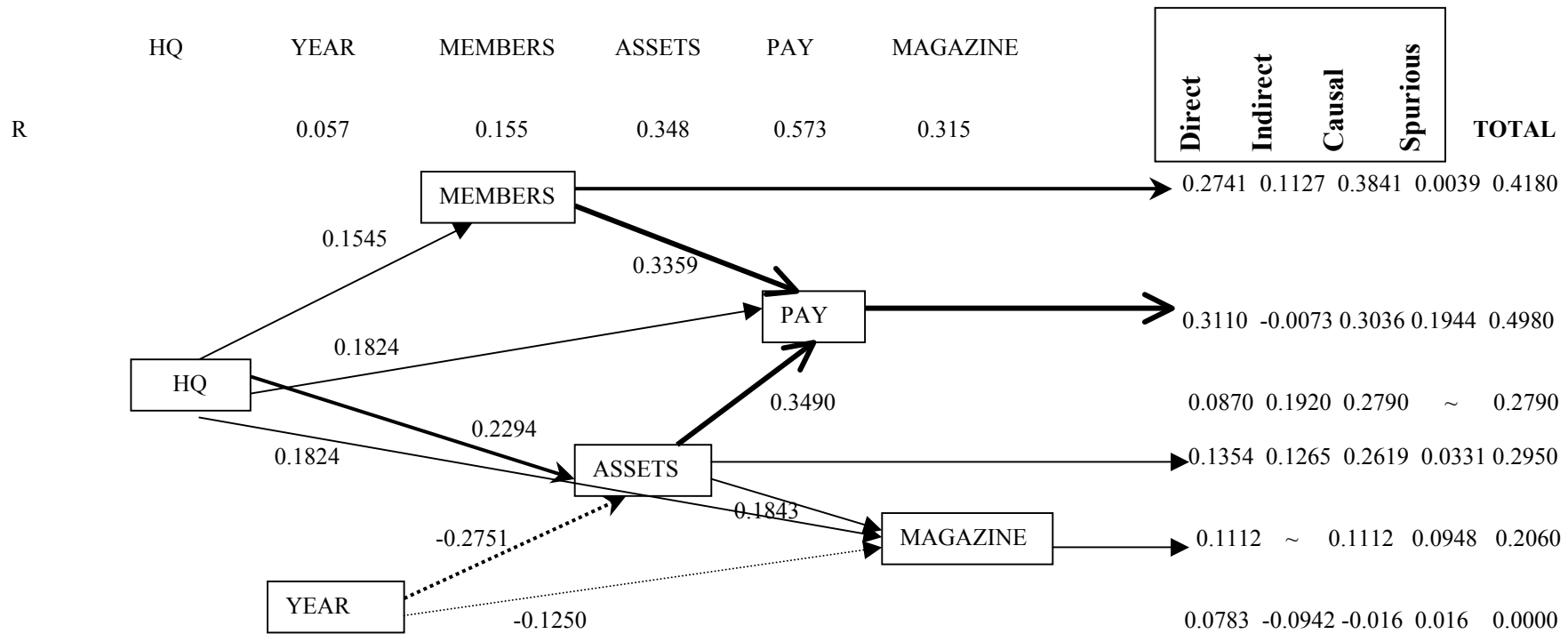


# What has the future in store?

---

- Re-appraisal of the judicial path
- Learning the 'Article 24 campaign' lessons
- A looming financial crisis
- The politicisation of the env. agenda





**Graph I: Path analysis for Centrality**

The causal model used is as follows:

HQ-> YEAR -> MEMBERS -> ASSETS -> PAY ->MAG -> CENTRALITY

Where, CENTRAL, is the dependent variable

The independent variables are as follows:

HQ: Where is the seat of the ENGO. Athens and Thessaloniki were coded as 2 (more than 50% of Greeks lives in those two cities) while the rest of the country as 1.

YEAR: The ENGO's year of foundation

MEMBERS: The number of ENGO members who have paid their membership fee. I choose this option rather to the total number of members since it illustrates better the 'commitment-coiling' of a given ENGO. ENGOs that do not have membership fees or do not provide this information were not included<sup>1</sup>

ASSETS: The assets of the ENGO coded as follows: '0': No assets owned by the ENGO, '1': Basic audiovisual (TV, video etc), '2': 1 and/or projector, slide machine, machinery, '3': 2 and/or vehicles (e.g. collection car, radio station)

PAY: How many people are employed by the ENGO (this figures includes paid employees and ENGO members who are paid).

MAGAZ: The number of issues per year of the ENGO's bulletin. If they do not issue one, the answer was coded as '0'.

---

<sup>1</sup> Greek ENGOs without membership fees are four (4): ECCavala, ECThermaikos, ECOTOPIA (magazine) and ZOK

**Table I: Predictors for CENTRAL**

|                 | <b>HQ</b> | <b>YEAR</b> | <b>MEMBERS</b> | <b>ASSETS</b> | <b>PAY</b> | <b>MAGAZ</b> |
|-----------------|-----------|-------------|----------------|---------------|------------|--------------|
| <i>Direct</i>   | 0.0870    | 0.0783      | 0.2714         | 0.1354        | 0.3110     | 0.1112       |
| <i>Indirect</i> | 0.1920    | -0.09420    | 0.1127         | 0.1265        | -0.0073    | ~            |
| <i>Causal</i>   | 0.2790    | -0.0160     | 0.3841         | 0.2619        | 0.3036     | 0.1112       |
| <i>Spurious</i> | ~         | 0.0160      | 0.0339         | 0.0331        | 0.1944     | 0.0948       |
| <i>Total</i>    | 0.2790    | 0.0000      | 0.4180         | 0.2950        | 0.4980     | 0.2060       |

Our findings are summarised in the following graph (BLANK, path coefficient <1.0)